




Please note that these are general application guidelines. Consult your Spiroflow engineer for an expert analysis of your application.

FUNCTION	BASE MODEL CS BULK BAG FILLER	C SERIES BULK BAG FILLER BY VOLUME OR GAIN-IN-WEIGHT	CTE BULK BAG FILLER (CONE TABLE ELITE)
<b>SPECIFICATIONS</b>			
	 <p><b>Low Volume Filling No Weighing</b></p>	 <p><b>General Filling Applications Wide Range of Options</b></p>	 <p><b>High Volume Maximum Densification</b></p>
<b>Basic Description</b>	<p><b>This simple but robust frame is used for filling bulk bags without weighing or vibration.</b> Welded to a steel base plate are two vertical pipes on which the horizontal loop support arms can be vertically adjusted. Mounted above the two loop arms is a frame that supports the filling nozzle if included. The two sliding sections are provided with locking pins for positive location. Filled bags are removed by releasing the neck from the filling spout, lifting the pallet &amp; filled bag slightly with a forklift &amp; backing the bag out of the filler.</p> <p><b>Note:</b> This system cannot be retrofitted with weighing, vibration or auto height adjustment.</p>	<p><b>The C Series is a universal filling station, available with a multitude of options.</b> Two vertical tubes are welded to a steel base plate where the horizontal loop support arms can be vertically adjusted. A frame mounted above the two loop arms supports the filling nozzle. The sliding sections are provided with locking pins for positive location. When filling by weight the lower steel frame is mounted on four internationally approved load cells. Filled bags are removed by releasing the neck from the filling spout, lifting the pallet &amp; the filled bag slightly with a forklift &amp; backing the bag out of the filler. <b>An alternative design is available for removing bulk bags by their loops.</b></p>	<p><b>The CTE Bulk Bag Filler provides high volume filling and weighing as well as a patented cone table design for maximum material deaeration.</b> The Spirofil CTE-MC Bulk Bag Filler consists of a main support structure, a dual-purpose twin tube filling head &amp; bag loop hanger arms. It includes hang weighing, a cone table densification system &amp; a flexible connection. Hang weighing of the bag is performed by a weigh frame that floats on precision load cells mounted to the upper frame structure. The bag hanger arms &amp; fill head assembly are bolted to the weigh frame.</p>
<b>Fill Rate &amp; Bag Capacity</b> <i>(Depending on bulk bag size, feed method &amp; operator availability)</i>	Up to 20 bulk bags/hour Bag capacity – 4,400 lb (2,000 kg)	Up to 20 bulk bags/hour Bag capacity – 4,400 lb (2,000 kg)	Up to 35 bulk bags/hour More than 40 bulk bags/hour (pre-weigh) Bag capacity – 4,400 lb (2,000 kg)
<b>Standard Materials of Construction</b>	Carbon steel (mild steel) or stainless steel materials of construction	Carbon steel (mild steel) or stainless steel materials of construction	Carbon steel (mild steel) materials of construction
<b>Frame Style &amp; Standard Components</b>	<ul style="list-style-type: none"> <li>• 2 Post Design - Two vertical tubes welded to the steel base plate</li> <li>• Steel base plate</li> <li>• Vertically adjustable horizontal loop support arms</li> <li>• Filling nozzle and frame</li> <li>• Sliding sections with locking pins for positive location and easy fixing of bag loops</li> </ul>	<ul style="list-style-type: none"> <li>• 2 Post Design - Two vertical tubes welded to the steel base plate</li> <li>• Steel base plate</li> <li>• Vertically adjustable horizontal loop support arms</li> <li>• Filling nozzle and frame</li> <li>• Sliding sections with locking pins for positive location and easy fixing of bag loops</li> <li>• Vibratory compaction system</li> </ul>	<ul style="list-style-type: none"> <li>• Single Post Design - Main support structure &amp; weigh frame</li> <li>• Dual-purpose twin tube filling head/nozzle</li> <li>• Pneumatic neck seal</li> <li>• Manually retracting drive off bag loop hanger arms</li> <li>• Load cells</li> <li>• Fixed cone table densification system</li> <li>• Flexible connection</li> <li>• Carriage brake motor</li> <li>• Clean valve</li> </ul>
<b>Load Cells</b>		When filling by weight four (4) load cells mounted on the lower steel frame (200% overload capacity with 100% section capacity) NTEP rated & 5,000 Div. standard / European Weight & Measures approved	When filling by weight three (3) load cells mounted on upper frame structure for HANG WEIGHING (200% overload capacity with 100% section capacity) NTEP rated & 5,000 Div. standard / European Weight & Measures approved
<b>Typical Dimensions</b> <i>(Can be customized)</i>	<ul style="list-style-type: none"> <li>• Height: 94" (2400 mm)</li> <li>• Width: 48" (1220 mm)</li> <li>• Depth: 48" (1220 mm) with average pallet</li> </ul>	<ul style="list-style-type: none"> <li>• Height: 110" (2800 mm)</li> <li>• Width: 59" (1500 mm) + 14" (360 mm) for control panel</li> <li>• Depth: 59" (1500 mm)</li> </ul>	<ul style="list-style-type: none"> <li>• Height: 120"+ (3050 mm+) depending on bag size</li> <li>• Width: 54" (1370 mm)</li> <li>• Depth: 78" (1980 mm)</li> </ul>
<b>Pneumatic Requirements</b>	• 80 psi (5.5 bar) @ 30 CFM (850 l/cycle) for inflatable neck seal & bag inflation	• 80 psi (5.5 bar) @ 30 CFM (850 l/cycle) for inflatable neck seal & bag inflation	• 80 psi (5.5 bar) @ 25 CFM (750 l/cycle)
<b>Electrical Requirements</b>		• 1 - 4 HP (.75 – 3.0 kW) 230/460/575 V, 3 phase, 50/60 hz	• 5 HP (3.7 kW), 230/460/575 V, 3 phase, 50/60 hz
<b>Energy Consumption</b>		• Plant Voltage: 230/460/480/575 • Control Voltage: 24 V DC/120 AC	• Plant Voltage: 230/460/480/575 • Control Voltage: 24 V DC/120 AC
<b>Dust Control/ Air Displacement</b>	<p><b>Fill nozzle with dust extraction vent</b> The filling nozzle design includes an inner open-ended cylinder, with a second concentric cylinder (one end closed by an annulus) attached to it. The product passes through the center cylinder into the bulk bag while displaced air &amp; dust is routed through the outer chamber &amp; through a dust sock to a dust collection (by customer) connection. Bags are secured to the nozzle with an outer spring clamp or inflatable neck seal. Product Contact Surfaces: Stainless Steel Only</p>	<p><b>Fill nozzle with dust extraction vent</b> The filling nozzle design includes an inner open-ended cylinder, with a second concentric cylinder (one end closed by an annulus) attached to it. The product passes through the center cylinder into the bulk bag while displaced air &amp; dust is routed through the outer chamber &amp; through a dust sock to a dust collection (by customer) connection. Bags are secured to the nozzle with an outer spring clamp or inflatable neck seal. Product Contact Surfaces: Stainless Steel Only</p>	<p><b>Fill nozzle with dust extraction vent</b> The filling nozzle design includes an inner open-ended cylinder, with a second concentric cylinder (one end closed by an annulus) attached to it. The product passes through the center cylinder into the bulk bag while displaced air &amp; dust is routed through the outer chamber &amp; through a dust sock to a dust collection (by customer) connection. Bags are secured to the nozzle with an outer spring clamp or inflatable neck seal. Product Contact Surfaces: Stainless Steel Only</p>

Please note that these are general application guidelines. Consult your Spiroflow engineer for an expert analysis of your application.

FUNCTION	BASE MODEL CS BULK BAG FILLER	C SERIES BULK BAG FILLER BY VOLUME OR GAIN-IN-WEIGHT	CTE BULK BAG FILLER (CONE TABLE ELITE)
<b>AVAILABLE OPTIONS</b>			
<b>Vibration Compaction/Deaeration</b>		<ul style="list-style-type: none"> <li>• Electric</li> <li>• Pneumatic</li> <li>• Finger Style</li> </ul>	<ul style="list-style-type: none"> <li>• Cone Table - ¾ HP (0.5 kW), 1200 rpm</li> <li>• Super Cone Densification Table - (2) 1 HP (.75 kW), 1200 rpm</li> <li>• Mega Cone Densification Table - (2) 1.5 HP (1.1 kW), 1200 rpm</li> </ul>
<b>Access Platform</b>	✓	✓	✓
<b>Automatic Height Adjustment</b>		✓	✓
<b>Fill Nozzle with Dust Extraction Port</b>	✓	✓	✓
<b>3 Position Slide Gate Fill Control Valve</b>	✓	✓	✓
<b>2 Position Clean Valve</b>	✓		✓ Standard
<b>2 Position Knife Gate Valve</b>	✓	✓	✓
<b>Pneumatic Bag Neck Seal</b>	✓	✓	✓
<b>Bag Spout Retaining Ring</b>	✓	✓	✓
<b>Tilting Fill Head</b>			✓
<b>Bag Inflation</b>	✓	Bag/liner venturi air inflator, Bag/liner fan air inflator	Bag/liner venturi air inflator, Blower inflation
<b>Sampling Port</b>	✓	✓	✓
<b>Filling Head Spinner</b>	✓	✓	
<b>Retracting Bag Support Hooks</b>	✓	✓	✓
<b>Automatic Bag Loop Release</b>	✓	✓	✓
<b>Bag Removal</b>	<ul style="list-style-type: none"> <li>• By pallet jack</li> <li>• Gravity take away roller conveyor beside filler base</li> <li>• Powered roller conveyor <u>beside</u> filler base</li> </ul>	<ul style="list-style-type: none"> <li>• By pallet jack</li> <li>• Gravity take away roller conveyor beside filler base</li> <li>• Powered roller conveyor <u>on</u> filler base</li> <li>• Powered roller conveyor <u>beside</u> filler base</li> </ul>	<ul style="list-style-type: none"> <li>• Gravity take away conveyor</li> <li>• Automatic bag removal (shuttle system with CDLR conveyor)</li> <li>• Load cells &amp; junction box for automatic bag removal (ABR)</li> </ul>
<b>Box Filling Adaptor</b>		✓	
<b>Drum Filling Adaptor</b>		✓	
<b>Mobile Options</b>	✓	Mobile base with pneumatic lifters & quick disconnect	
<b>Control System Options</b> Gain-in-weight Controls Weight Display (no set points) Batch Controller		✓ ✓ ✓	✓ ✓ ✓
<b>Explosion Proof Options</b> Static monitoring (earthing)	✓	✓	✓
<b>Hygienic Design Options</b> Stainless steel product contact surfaces Food Grade finish Sanitary bag inflation with eductor & HEPA filter	✓ ✓	✓ ✓	✓ ✓ ✓